







**Income as % of MSA Median**  
(# of Tracts in Range)

-  >= 120% (4)
-  80% < 120%(11)
-  50% < 80% (8)
-  0.01% < 50%(1)
-  All Others (1)

 Branches 2021

 County

 State

**SAN ANGELO MSA**

**Tom Green**

